



Mark Twain Elementary PTA 2016-2017 Membership Form



Make a difference by joining the MT PTA today for \$5*

Your child benefits when you get involved with the PTA. Your membership dues and extra contributions help fund PTA programs, equipment and events that are not available through the regular school budget. Examples are:

EVENTS

Movie Night, Skating Nights,
Family Breakfasts, Fun Fest

PROGRAMS & SERVICES

Yearbook, Book Fair, Staff/Teacher Luncheons
Fifth Grade Gift, Staff/Teacher Reimbursements

MT PTA needs YOUR support! How can you help?

Join – Donate - Volunteer – Clip labels

Stay up to date with what is happening at Mark Twain by visiting <http://mt.bettendorf.k12.ia.us/parents/MT-pta> and don't forget to Like us on Facebook! Just select **Mark Twain Elementary PTA**.

** A portion of PTA membership dues goes to the National and IA PTA (\$2.50 for National PTA + \$2.25 for IA PTA).*

MEMBERSHIP

Benefits, discounts & programs through the National & State PTA <http://www.pta.org/benefits>

2 Ways to Join the Mark Twain PTA:

❖ This **Paper** Form (Back Side)




**Note: You will be sent an email from MemberPlanet to join our Membership Group*

❖ **ONLINE** - Go to Memberplanet.com/Marktwainptabettendorf

**Note: You will need to click Login and Create an account to be able to join*

*****Mark Twain PTA does not sell, rent, or lease its membership lists to third parties*****

RETAIL REBATES

	<p>Please remember to clip and save Box Tops. We will collect them throughout the school year.</p>
	<p>Clip the code and drop it off at school http://www.mycokerewards.com/</p>
	<p>Please visit K&K Hardware at 1818 Grant St and when you check out let them know you are from Mark Twain for the School Rebate Program. 5% of the purchase total will be rebated back to Mark Twain PTA!!!</p>

PTA MEMBERSHIP (Please print clearly)

Enclosed are our 2016-2017 Membership Dues - \$5 per member (**Make checks payable to MT PTA or send exact cash**). *Note: Memberships are person specific and any returned checks will incur a collection fee.*

FIRST NAME LAST NAME PARENT/GRANDPARENT/TEACHER/ETC

ADDRESS CITY, STATE, ZIP

PHONE EMAIL ADDRESS

STUDENT'S NAME GRADE & CLASSROOM (i.e. 4B)

STUDENT'S NAME GRADE & CLASSROOM (i.e. 4B)

STUDENT'S NAME GRADE & CLASSROOM (i.e. 4B)

DONATION (Make checks payable to MT PTA or send cash in sealed envelope with Student's Name & Teacher)

Please indicate your tax-deductible contribution. **100%** of your donation goes directly to MT programs.

\$25 \$50 \$75 Other \$ _____

Our Mark Twain PTA EIN is 42-1389541

VOLUNTEER

Please add me to the Master Volunteer list.

We will email you throughout the year with information and volunteer opportunities as they arise. The goal is to keep you informed on current school events and opportunities. By signing up, there is no obligation to help and you can be removed from the list at any time.

MEMBERSHIP FORMS ARE DUE BY SEPTEMBER 26th, 2016

Questions? Contact the Mark Twain PTA at info@marktwainpta.org

THANK YOU for joining the Mark Twain PTA! Your membership and support will ensure that this will be a fabulous year!

For PTA Use Only:

Check # _____ Chk Date _____

Cash _____ Amount \$ _____

Date Received _____ PTAEZ _____

MemberPlanet _____ Treasurer Initials _____